

Tools and Accessories



Contents

Hand Tube Benders

F-20

Tube Cutters

F-20

Tube Deburring Tools

F-21

Depth Marking Tools

F-21

Hydraulic Presetting Tools

F-22

Manual Presetting Tools

F-23

Gap Inspection Gauges

F-23

Bulkhead Retainers

F-24

Tee Wrenches

F-25

Hand Tube Benders

Features

- ⦿ For bending stainless steel and copper tubing from 1/4" to 1/2" and 6 mm to 16 mm outside diameter
- ⦿ Roll dies reduce bending force and tube ovality, as compared to conventional slide block design
- ⦿ 1° to 180° bending range

Ordering Information

| Ordering Number | Tube O.D. | Bend Radius |
|-----------------|-----------|-------------|
| HTB-4S | 1/4" | 0.56" |
| HTB-4 | 1/4" | 0.75" |
| HTB-5 | 5/16" | 0.94" |
| HTB-6 | 3/8" | |
| HTB-8 | 1/2" | 1.5" |
| HTB-6M | 6 mm | 15 mm |
| HTB-8M | 8 mm | 24 mm |
| HTB-10M | 10 mm | |
| HTB-12M | 12 mm | 38 mm |
| HTB-14M-L | 14 mm | 56 mm |
| HTB-16M-L | 16 mm | |

The hand tube bender can not be used for super duplex 2507 tubing over 1/4" or for medium-pressure tubing.



Tube Cutters

Features

- ⦿ For cutting stainless steel, soft copper, and aluminum tubing from 1/8" to 2 5/8" and 3 to 65 mm outside diameter
- ⦿ Flare-out and work hardening of tube end is reduced

Ordering Information

| Ordering Number | Tube O.D. | Wheel Ordering Number |
|-----------------|----------------------------------|-----------------------|
| FTC-03 | 1/8" to 1" and 3 mm to 25 mm | FTC-03-RR |
| FTC-04 | 1/4" to 1 3/8" and 6 mm to 35 mm | FTCW-45 |
| FTC-05 | 1/4" to 2 5/8" and 6 mm to 65 mm | |



Tube Deburring Tools

Features

- ☉ For deburring stainless steel, carbon steel, copper and aluminum tube ends
- ☉ Steel blades for long life

Ordering Information

| Ordering Number | Deburring Position | Size | Tube Material |
|-----------------|--------------------|----------------------------------|---|
| TDT-01 | I.D. | less than 6 mm | Stainless Steel, Carbon Steel, Copper, Aluminum |
| TDT-03 | O.D. | 6 mm to 38 mm and 1/4" to 1 1/2" | Copper, Aluminum |
| | I.D. | | |
| TDT-05 | O.D. | 6 mm to 36 mm and 1/4" to 1 1/4" | Stainless Steel, Carbon Steel |
| | I.D. | | |



TDT-05



TDT-03



TDT-01

Depth Marking Tools


Features

- ☉ Ensure the tubing is against the bottom of the fitting body

Ordering Information

| Ordering Number | Tube O.D. |
|-----------------|-----------|
| DMT-4 | 1/4" |
| DMT-6 | 3/8" |
| DMT-8 | 1/2" |
| DMT-10 | 5/8" |
| DMT-12 | 3/4" |
| DMT-14 | 7/8" |
| DMT-16 | 1" |

| Ordering Number | Tube O.D. |
|-----------------|-----------|
| DMT-6M | 6 mm |
| DMT-8M | 8 mm |
| DMT-10M | 10 mm |
| DMT-12M | 12 mm |
| DMT-16M | 16 mm |
| DMT-18M | 18 mm |
| DMT-20M | 20 mm |
| DMT-25M | 25 mm |



Hydraulic Presetting Tools

Features

- ⦿ To preset ferrules onto tubing
- ⦿ For installing 1/2" to 2" and 12 mm to 50 mm carbon steel, stainless steel, and alloy steel tube fittings
- ⦿ Manually operated hydraulic pump, without requirement for power or compressed air
- ⦿ Made of high grade alloy steel for more durable and firmer usage
- ⦿ Flexible hose connection between the pump and jig to assure easy and comfortable operation
- ⦿ Reduce assembly and installation time and operator error
- ⦿ Fit neatly in a rugged plastic carrying case
- ⦿ Figure dimensions (L x W x H): 12.6 in. x 9.8 in. x 5.9 in. (the height of handle excluded)



Ordering Information

HPT-03 Series

| Ordering Number | Tube O.D. |
|-----------------|--|
| HPT-03M | 12 mm, 14 mm, 15 mm, 16 mm, 18 mm, 20 mm, 22 mm, 25 mm |
| HPT-03F | 1/2", 5/8", 3/4", 7/8", 1" |
| HPT-03C | Exclusive of die heads, please select the die heads you need from HPT-03 MF series die heads |
| HPT-03MF | Include HPT-03M and HPT-03F |

Die Heads for HPT-03MF Series

| Ordering Number | Tube O.D. |
|-----------------|-----------|
| HPT-ML12 | 12 mm |
| HPT-ML14 | 14 mm |
| HPT-ML15 | 15 mm |
| HPT-ML16 | 16 mm |
| HPT-ML18 | 18 mm |
| HPT-ML20 | 20 mm |
| HPT-ML22 | 22 mm |
| HPT-ML25 | 25 mm |
| HPT-FL8 | 1/2" |
| HPT-FL10 | 5/8" |
| HPT-FL12 | 3/4" |
| HPT-FL14 | 7/8" |
| HPT-FL16 | 1" |

HPT-05 Series

| Ordering Number | Tube O.D. |
|-----------------|---|
| HPT-05M | 28 mm, 30 mm, 32 mm, 38 mm, 50 mm |
| HPT-05F | 1-1/4", 1-1/2", 2" |
| HPT-05C | Exclusive of die heads, please select the die heads you need from HPT-05MF series die heads |
| HPT-05MF | Include HPT-05M and HPT-05F |

Die Heads for HPT-05MF Series

| Ordering Number | Tube O.D. |
|-----------------|-----------|
| HPT-ML28 | 28 mm |
| HPT-ML30 | 30 mm |
| HPT-ML32 | 32 mm |
| HPT-ML38 | 38 mm |
| HPT-ML50 | 50 mm |
| HPT-FL20 | 1-1/4" |
| HPT-FL24 | 1-1/2" |
| HPT-FL32 | 2" |

Manual Presetting Tools

Features

For tube fitting installations in close quarters, the presetting tool can make installation easier and more reliable when paired with the table vice.

- ⦿ For installing 1/4" to 1" and 6 mm to 25 mm carbon steel, stainless steel and alloy steel tube fittings
- ⦿ High grade alloy used for clamp to make the presetting tool reliable and durable
- ⦿ Easy mounting to table vice
- ⦿ Wider and safer work condition



Ordering Information

| Ordering Number | Tube O.D. |
|-----------------|-----------|
| MPT-6M | 6 mm |
| MPT-8M | 8 mm |
| MPT-10M | 10 mm |
| MPT-12M | 12 mm |
| MPT-14M | 14 mm |
| MPT-15M | 15 mm |
| MPT-16M | 16 mm |
| MPT-18M | 18 mm |
| MPT-20M | 20 mm |
| MPT-22M | 22 mm |
| MPT-25M | 25 mm |

| Ordering Number | Tube O.D. |
|-----------------|-----------|
| MPT-4 | 1/4" |
| MPT-6 | 3/8" |
| MPT-8 | 1/2" |
| MPT-10 | 5/8" |
| MPT-12 | 3/4" |
| MPT-14 | 7/8" |
| MPT-16 | 1" |

FITOK gap inspection gauge can not be used to check the fittings preset by MPT series presetting tools.

Gap Inspection Gauges

Features

On initial installation of 6D tube fittings, the FITOK gap inspection gauge assures the installer or inspector that a fitting has been sufficiently tightened.

- ⦿ For all metal fittings, sizes from 1/16" to 1" and 2 mm to 25 mm
- ⦿ Simple and consistent operation



Individual Sizes Series

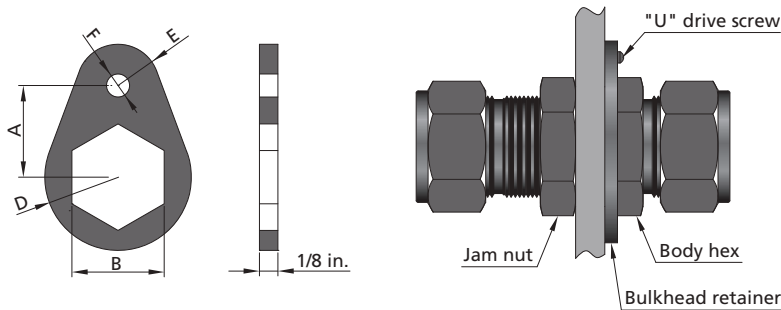


Multiple Sizes Series

Ordering Information

| Fitting Size | | Ordering Number |
|---------------|--------------|-----------------|
| in. | mm | |
| 1/16 | — | GIG-1 |
| 1/8 | 2, 3 | GIG-2 |
| 3/16 | 4 | GIG-3 |
| 1/4 | 6 | GIG-4 |
| 5/16 | 8 | GIG-5 |
| 3/8 | — | GIG-6 |
| — | 10 | GIG-10M |
| 1/2 | 12 | GIG-8 |
| 5/8 | 14, 15, 16 | GIG-10 |
| 3/4 | 18 | GIG-12 |
| 7/8 | 20, 22 | GIG-14 |
| 1 | 25 | GIG-16 |
| 1/4, 3/8, 1/2 | 6, 12 | GIG-468 |
| 1/4, 1/2 | 6, 8, 10, 12 | GIG-48 |

Bulkhead Retainers



Bulkhead fitting installation utilizing bulkhead retainer


Ordering Information

| Fitting Size | | Ordering Number | Dimensions, in. | | | | | "U" Drive Screw Size | Drill Number | |
|--------------|----------|-----------------|-----------------|--------|--------|-------|------|----------------------|--------------|----------------|
| in. | mm | | A | B | D | E | F | | | Drill Hole Dia |
| 1/16 | — | SS-BR-1 | 3/8 | 5/16 | 5/16 | 5/32 | 5/32 | 0.120 | 6-3/8 | 31 |
| 1/8 | — | SS-BR-2 | 1/2 | 1/2 | 13/32 | 7/32 | | | | |
| 3/16 | 3,4 | SS-BR-3 | 9/16 | 9/16 | 15/32 | 1/4 | | | | |
| 1/4 | 6 | SS-BR-4 | 5/8 | 5/8 | 1/2 | 9/32 | | | | |
| 5/16 | — | SS-BR-5 | 11/16 | 11/16 | 9/16 | 5/16 | | | | |
| — | 8 | SS-BR-M8 | 11/16 | 18mm | 9/16 | 5/16 | | | | |
| 3/8 | — | SS-BR-6 | 3/4 | 3/4 | 5/8 | 11/32 | 7/32 | 0.161 | 10-1/2 | 20 |
| — | 10 | SS-BR-M10 | 15/16 | 22mm | 3/4 | 13/32 | | | | |
| 1/2 | 12 | SS-BR-8 | 15/16 | 15/16 | 3/4 | 13/32 | | | | |
| 5/8 | 14,15,16 | SS-BR-10 | 1 | 1-1/16 | 13/16 | 13/32 | | | | |
| 3/4 | 18 | SS-BR-12 | 1-1/16 | 1-3/16 | 29/32 | 15/32 | | | | |
| 7/8 | — | SS-BR-14 | 1-1/8 | 1-5/16 | 1-1/32 | 17/32 | | | | |
| 1 | 25 | SS-BR-16 | 1-9/32 | 1-5/8 | 1-5/32 | 9/16 | | | | |

Tee Wrenches

Features

- ⦿ For the installation of union tees and crosses to hold fitting body firmly
- ⦿ Same wrench for similar metric and fractional fitting sizes
- ⦿ Small size, easy to carry



Ordering Information

| Fitting Size | | Fitting Type | | Ordering Number |
|--------------|----|--------------|-------|-----------------|
| in. | mm | Tee | Cross | |
| 1/8 | 3 | ✓ | ✓ | TWR-2 |
| 1/4 | 6 | ✓ | ✓ | TWR-4 |
| 5/16, 3/8 | 8 | ✓ | ✓ | TWR-6 |
| 1/2 | 12 | ✓ | ✓ | TWR-8 |
| / | 10 | ✓ | ① | TWR-10M |

① Use TWR-8 for crosses in this specification.

info@fitok.com
www.fitok.com

FK-IC-GO-01-EN-241203